

# H.P.COTTON TEXTILE MILLS LTD

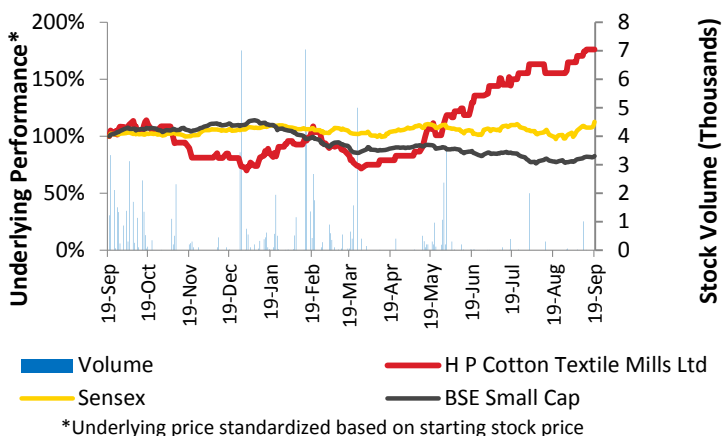
## H.P.COTTON TEXTILE MILLS LTD (BSE CODE-502873) (AS ON 13 SEPTEMBER '13)

|                      |        |                     |           |                          |        |
|----------------------|--------|---------------------|-----------|--------------------------|--------|
| Current Price        | ₹34.00 | Market Cap (₹crore) | 12.95     | Book Value               | ₹37.19 |
| 52 Week High         | ₹34.00 | Shares Outstanding  | 3,810,000 | P/B Ratio                | 0.91   |
| 52 Week Low          | ₹13.31 | Beta                | 0.37      | Earnings Per Share (ttm) | 9.79   |
| Face Value per share | ₹10.00 |                     |           | P/E Ratio (ttm)          | 3.47   |

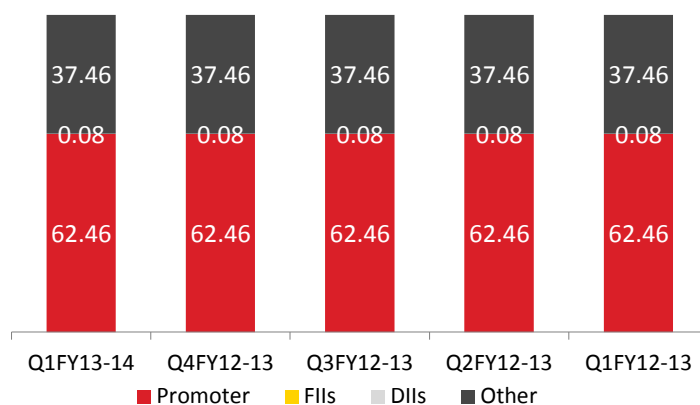
### COMPANY INFO:

H.P. Cotton Textile Mills Limited manufactures and sells cotton yarns and threads in India. It offers crochet, embroidery, lace, patchwork and quilting, kite flying, and cotton sewing threads, as well as hand knitting yarns. The company also exports its products to approximately 63 countries worldwide. H.P. Cotton Textile Mills Limited was founded in 1984 and is based in New Delhi, India.

### Short Term Performance



### Shareholding pattern (%)



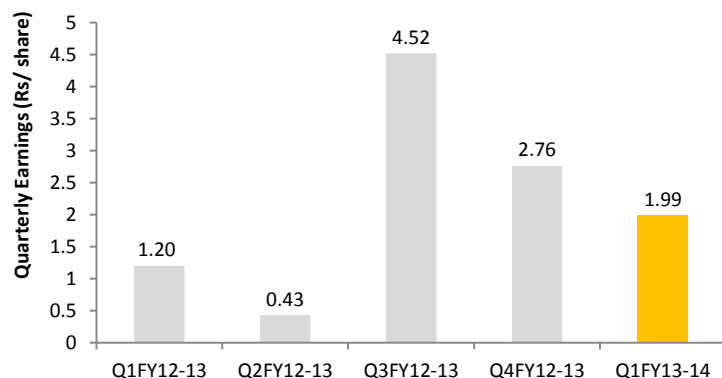
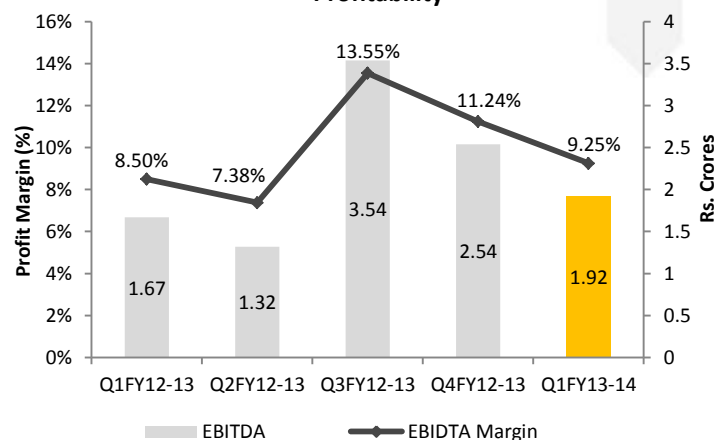
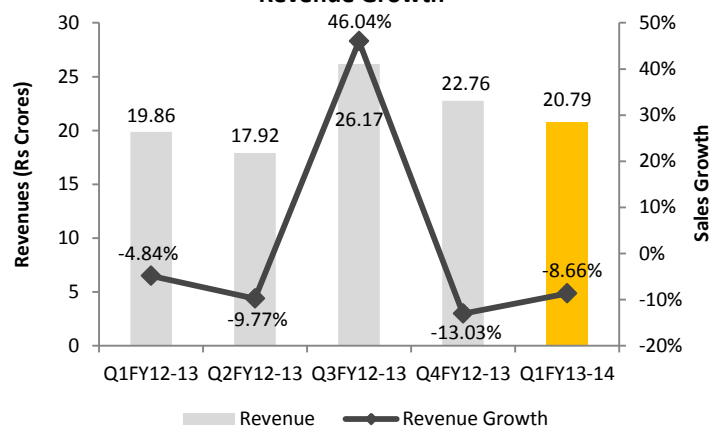
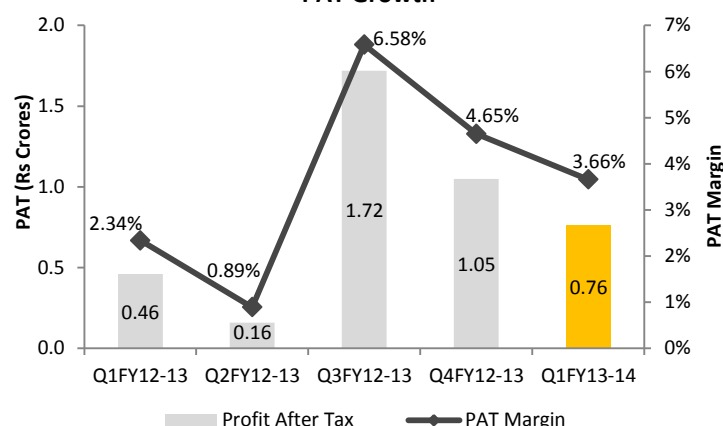
### QUARTERLY REVIEW – JUNE '13

The company has recorded a net sales of ₹20.75 crore during the current period ended 30-Jun '13 as against ₹19.65 crore for the corresponding quarter last year. EBITDA margins have increased to 9.25% in Q1 FY14 compared to 8.50% in Q1 FY13. The Profit after Tax (PAT) of ₹0.76 crore is reported this quarter (Q1 FY14) as compared to ₹0.46 crore in Q1FY13.

### QUARTERLY RESULTS

#### Income Statement

| Rs. Crores         | Quarterly Trends |          |        |          |        |          | Year to Date |          |        |          |
|--------------------|------------------|----------|--------|----------|--------|----------|--------------|----------|--------|----------|
|                    | Jun 13           | % of (1) | Jun 12 | % of (1) | Mar 13 | % of (1) | Jun 13       | % of (1) | Jun 12 | % of (1) |
| Total Income (1)   | 20.79            |          | 19.86  |          | 22.76  |          | 20.79        |          | 19.86  |          |
| Expenditure        | 18.87            | 90.76%   | 18.19  | 91.59%   | 20.22  | 88.84%   | 18.87        | 90.76%   | 18.19  | 91.59%   |
| Interest           | 0.46             | 2.21%    | 0.63   | 3.17%    | 0.49   | 2.15%    | 0.46         | 2.21%    | 0.63   | 3.17%    |
| Depreciation       | 0.33             | 1.59%    | 0.36   | 1.81%    | 0.32   | 1.41%    | 0.33         | 1.59%    | 0.36   | 1.81%    |
| Tax + Deferred Tax | 0.37             | 1.78%    | 0.22   | 1.11%    | 0.68   | 2.99%    | 0.37         | 1.78%    | 0.22   | 1.11%    |
| Profit After Tax   | 0.76             | 3.66%    | 0.46   | 2.32%    | 1.05   | 4.61%    | 0.76         | 3.66%    | 0.46   | 2.32%    |

**QUARTER ON QUARTER CHANGE**
**Quarterly EPS History**

**Profitability**

**Revenue Growth**

**PAT Growth**


**DISCLOSURE:** THIS REPORT HAS BEEN SPONSORED BY BSE - INVESTOR PROTECTION FUND TRUST

**DISCLAIMER:** While SES Pvt. Ltd. has made every effort and has exercised due skill, care and diligence in compiling this report based on publicly available information, it neither guarantees its accuracy, completeness or usefulness, nor assumes any liability whatsoever for any consequence from its use. This report does not have any approval, express or implied, from any authority, nor is it required to have such approval. The users are strongly advised to exercise due diligence while using this report. This report in no manner constitutes an offer, solicitation or advice to buy or sell securities, nor solicits votes or proxies on behalf of any party. SES has no financial liability whatsoever, to the subscribers / users of this report. The report is released in India and SES has ensured that it is in accordance with Indian laws. Person resident outside India shall ensure that laws in their country are not violated while using this report; SES shall not be responsible for any such violation. This report should not be reproduced or redistributed or communicated directly or indirectly in any form to any other person - especially outside India or published or copied in whole or in part, for any purpose.

**ABOUT SES:** Stakeholders' Empowerment Services is a not for profit initiative of like-minded people with a vision to achieve a corporate governance state where all stakeholders are treated in just and fair manner. We believe that this journey can be possible only with active participation of all stakeholders. For more information please contact SES at +91 22 4022 0322, or via e-mail: [info@sesgovernance.com](mailto:info@sesgovernance.com)

**Corporate Governance Research | Corporate Governance Score | Proxy Advisory | Stakeholders' Education**